

---

---

**LANE COUNCIL OF GOVERNMENTS  
REVISED**

**2007-2008 BUDGET**

***April 2008***



**LANE COUNCIL OF GOVERNMENTS  
REVISED 2007-2008 BUDGET**

**Table of Contents**

Executive Director's Comment and Recommendation .....	1-3
Revenue and Expenditure Charts.....	4-5
Resolution 2008-2.....	6
Budget Summary.....	7
Budget by Fund Type.....	8-9
General Fund .....	8
Special Revenue Fund .....	8
Governmental and Proprietary Fund .....	9
Budget by Service .....	10-16
Board of Directors and Executive Management .....	10
Planning Services.....	11
Technology Services.....	12
Senior & Disabled Services .....	13-14
Enterprise Funds .....	15
Administrative Services.....	16
Fiduciary Funds.....	17



## **Executive Director's Comment and Recommendation**

April 2008

Members of the LCOG Budget Committee and Board of Directors:

Attached for your consideration and approval is a proposed *Revised Budget* for fiscal year 2007-08. This recommended amendment to the budget that was adopted by the Board of Directors in June is intended to capture the changes which have occurred during the first ten months of the year. Both the available revenues and necessary expenditures for the LCOG organization are constantly subject to change. This *Revised Budget* reflects management's best understanding of the agency's needs and capacity for the balance of the fiscal year. Its approval by the Board's adoption of Resolution 2007-2 is recommended.

This proposed *Revised Budget* would increase the agency's budgetary authorization for fiscal year 2007-08 by \$9,058,289, or approximately 34 percent. If approved, it would place the current year's LCOG fiscal authorization at \$35,349,556. The increase from the revenues which were anticipated in the original adopted budget is a reflection of several factors, but primarily the inclusion of the proceeds of refinancing the agency-owned office building in Springfield and the new loan for the purchase of the Park Place Building in Eugene. In addition, increased federal funds were obtained in support of the work of both the Planning and the Senior & Disabled Services Divisions; local financial support for the services of the Technology Services Division was obtained; and "designated reserves" at the end of the prior fiscal year were higher than had been anticipated in the FY 2007-08 Budget. An offsetting reduction on the revenue side is in the category of undesignated reserves, which dropped \$266,000 from the original expectation—primarily because of the need to make "tenant improvements" to the Springfield office building for the State Department of Transportation. Otherwise, very modest adjustments are recommended to the current year's budget.

Attention is directed to the Budget Summary on page \_\_. Revenue changes are shown in the "Total Resources" section. Resources that can now be anticipated from the federal government will be higher than originally anticipated, and state government resources will be slightly lower than were included in the original budget. Anticipated Local Revenue will increase substantially in this proposal, due primarily to the real estate financing and refinancing noted above, and Designated Reserves, or carryover from the previous fiscal year, came in higher than was reflected in the original budget.

The Budget Summary also portrays the agency's anticipated "Requirements," or expenditures, both as line items and by service area. The Materials and Services category is proposed for an increase and the Services by Other Organizations category would be reduced. Of course, as a result of real estate activity, the Capital Outlay category would be increased. Though the total budget would significantly increase under this proposal, staffing or Personal Services would remain constant with the budget adopted in June. The increase of \$89,170 is really only an adjustment to the constantly changing pattern of employees and classifications within the organization. The staffing provision recommended here will still allow the satisfactory completion of this year's Work Program tasks.

For the current year, this *Revised Budget* captures ten months of change in the revenue picture of an agency that is project- and contract-based. LCOG's budget is quite dynamic and, throughout the year, management adjusts staff assignments and work, as contractual relationships end and new ones are established.

Looking more specifically at the agency's service areas, it should be noted that some increases are recommended for each of the agency's direct service areas, Board & Executive Management, Planning Services, Technology Services, and Senior and Disabled Services. At the same time, a modest decrease is recommended for Administrative Services.

The Board of Directors & Executive Management section (page \_\_) provides for the agency's "General Fund" activities and for the support LCOG-owned real estate. The sizable increase in this service area is almost entirely driven by the refinance of the agency-owned office building in Springfield. Those resources came into the General Fund as revenue and were then transferred, along with undesignated reserves, to the Enterprise Fund to accomplish the purchase of the Park Place Building.

LCOG's Planning Services activities have realized slightly less Local Revenue than was originally anticipated. New federal funds for our transportation planning program during the first part of the fiscal year account for the primary upward adjustment in this service area. Overall work in this division has been fairly stable to this point in the fiscal year.

The Technology Services (page \_\_) work of the agency has accelerated during the year. Increased Local Revenue and a higher-than-expected Designated Reserve (carry-over) coming into the year account for the 13 percent requested increase in the appropriation in this service area. Corresponding increased expenditures would be applied to computer supplies, contract services, and to an increase in the Designated Reserves going into FY 2008-09.

The proposed increase in budget authority for Senior & Disabled Services (page \_\_) is most welcome. Higher than originally anticipated federal funding has made possible a modest build-back of capability from the losses of four and half years ago.

Finally, the Administrative Services section of the *Revised Budget* (page \_\_) would see a downward adjustment of \$11,453 from the original budget. Spending restraint in all “indirect-supported” cost centers, and particularly in Materials and Services, have helped contain administrative expenses.

Regarding staffing, LCOG continues to commit a substantial portion of its resources (35.6 percent in this revision) to Personal Services or staff salaries and benefits. The agency remains committed to make every effort to “work smarter” and to apply technology to assist our professionals to provide excellent service. At the same time, the staff of the agency remains our most valuable asset. Without question, the people who work for LCOG deserve credit for the successes that have been realized. Management remains committed to attracting and retaining the best possible people, and that will require wise investment of limited resources.

The Lane Council of Governments remains a valuable resource for its members and a contributor to this region’s continual improvements in the efficiency of public service. In times that are at best challenging for some of our member governments, our commitment is stronger than ever, and the agency remains in sound financial condition. Our stakeholders have good reason to be proud of the work of this organization.

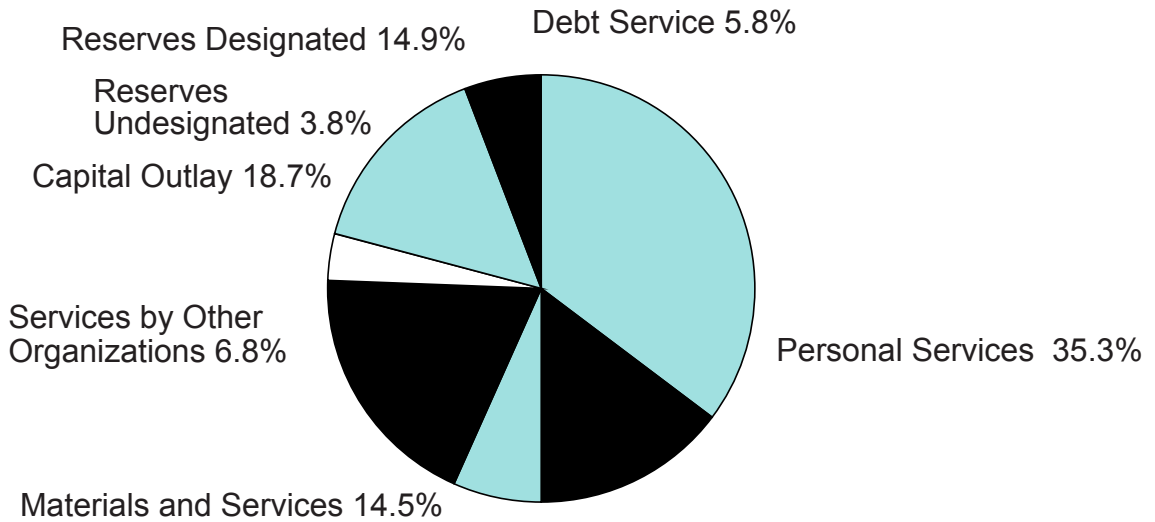
Review and consideration of this *Revised Budget* for fiscal year 2007-08 is encouraged. Its adoption is recommended.

Respectfully submitted,

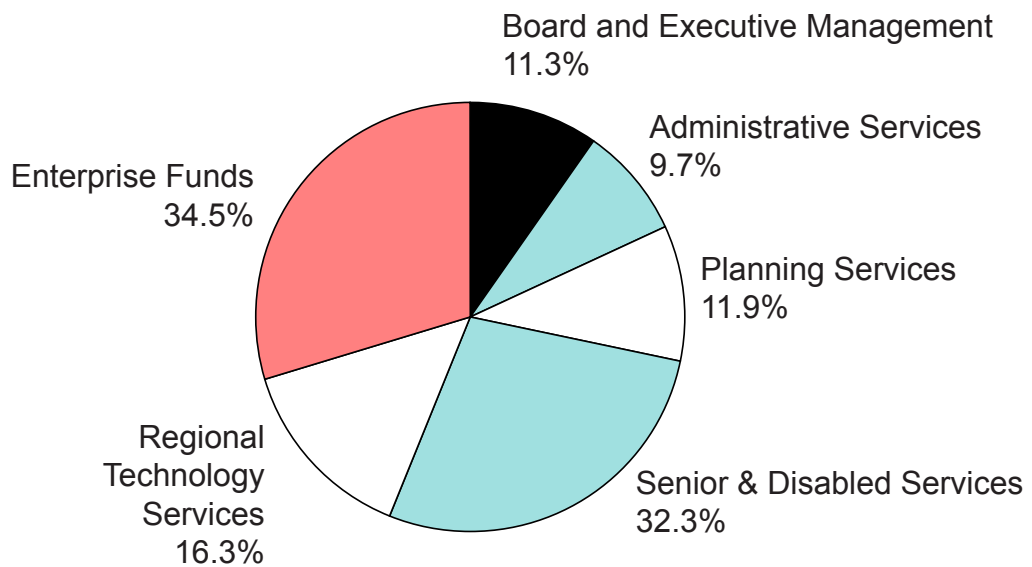
George Kloeppe  
Executive Director

# Lane Council of Governments Revised 2007-2008 Budget

## Requirements by Type

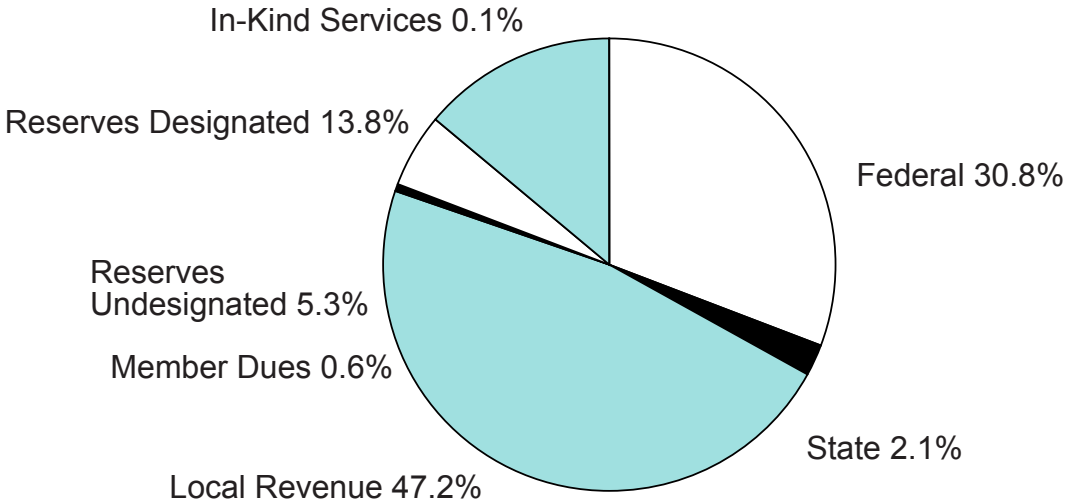


## Requirements by Service



**Lane Council of Governments  
Revised 2007-2008 Budget**

**Revenues by Source**



**LANE COUNCIL OF GOVERNMENTS  
REVISED 2007-2008 BUDGET**

**RESOLUTION 2008-2**

**Revising the FY 2007-2008 Budget**

**WHEREAS**, the Lane Council of Governments, hereinafter called LCOG, adopted a fiscal year 2007-2008 Budget on June 28, 2007 by Resolution 2007-3, and

**WHEREAS**, the LCOG Executive Director has determined that certain revisions to that Budget will be necessary in order to effectively address the obligations of the Work Program, and

**WHEREAS**, it has also been determined that certain changes in revenues and expenses can be expected to accrue to LCOG in fiscal year 2007-2008,

**NOW, THEREFORE, BE IT RESOLVED:**

1. That the LCOG Board of Directors hereby adopts the attached Revised Budget for fiscal year 2007-2008, and
2. That the following amounts are hereby appropriated for the purposes specified for the fiscal year beginning July 1, 2007:

Personal Services	\$12,588,564
Materials and Services	5,119,282
Services by Other Organizations	2,417,850
Capital Outlay	6,607,126
Reserves--Undesignated	1,346,598
Reserves--Designated	5,265,575
Debt Service	<u>2,034,561</u>
 Total Appropriation	 \$35,379,556

PASSED AND APPROVED THIS 24th DAY OF APRIL, 2008, BY THE BOARD OF DIRECTORS OF THE LANE COUNCIL OF GOVERNMENTS.

**ATTEST:**

\_\_\_\_\_  
George Kloeppe  
Executive Director  
Lane Council of Governments

\_\_\_\_\_  
Greg James, Chair  
Lane Council of Governments  
Board of Directors

**LANE COUNCIL OF GOVERNMENTS  
REVISED 2007-2008 BUDGET**

**BUDGET SUMMARY**

	<b>ADOPTED 2007-08</b>	<b>REVISED 2007-08</b>	<b>DIFFERENCE</b>
<b><u>TOTAL RESOURCES</u></b>	26,291,267	35,349,556	9,058,289
FEDERAL	10,378,165	10,887,068	508,903
STATE	874,456	748,123	-126,333
LOCAL REVENUE	8,283,437	16,682,399	8,398,962
IN-KIND SERVICES	50,681	50,681	0
MEMBER DUES	219,011	219,011	0
RESERVES-UNDESIGNATED	2,138,447	1,871,941	-266,506
RESERVES-DESIGNATED	4,347,070	4,890,333	543,263
<b><u>TOTAL REQUIREMENTS</u></b>	26,291,267	35,349,556	9,058,289
<b>BY EXPENSE TYPE</b>			
PERSONAL SERVICES	12,499,394	12,558,564	59,170
MATERIALS & SERVICES	4,187,612	5,119,282	931,670
SERVICES BY OTHER ORGANIZATIONS	2,872,708	2,417,850	-454,858
CAPITAL OUTLAY	60,837	6,607,126	6,546,289
RESERVES-UNDESIGNATED	2,313,746	1,346,598	-967,148
RESERVES-DESIGNATED	3,740,975	5,265,575	1,524,600
DEBT SERVICE	615,995	2,034,561	1,418,566
<b>BY SERVICE</b>			
BOARD AND EXECUTIVE MGMT	2,812,753	4,002,436	1,189,683
PLANNING SERVICES	3,944,877	4,199,605	254,728
TECHNOLOGY SERVICES	5,078,229	5,775,171	696,942
SENIOR & DISABLED SVCS	11,234,065	11,410,055	175,990
ENTERPRISE FUNDS	3,408,368	12,181,935	8,773,567
ADMINISTRATIVE SERVICES	3,438,352	3,426,899	-11,453

**LANE COUNCIL OF GOVERNMENTS  
REVISED 2007-2008 BUDGET**

**BY FUND TYPE**

	<b>ADOPTED 2007-08</b>	<b>REVISED 2007-08</b>	<b>DIFFERENCE</b>
<b><u>GENERAL FUND</u></b>			
<b><u>RESOURCES</u></b>	2,812,753	4,001,708	1,188,955
STATE	0	0	0
LOCAL REVENUE	416,284	1,770,084	1,353,800
MEMBER DUES	219,011	219,011	0
RESERVES-UNDESIGNATED	2,138,447	1,871,941	-266,506
TRANSFERS	39,011	140,672	101,661
<b><u>REQUIREMENTS</u></b>	2,812,753	4,001,708	1,188,955
PERSONAL SERVICES	124,640	124,640	0
INDIRECT CHARGES	78,950	120,541	41,591
MATERIALS & SERVICES	26,500	44,708	18,208
CAPITAL OUTLAY	35,000	0	-35,000
RESERVES-UNDESIGNATED	2,313,746	1,346,598	-967,148
DEBT SERVICE	90,403	290,747	200,344
TRANSFERS	143,514	2,074,474	1,930,960
 <b><u>SPECIAL REVENUE FUND</u></b>			
<b><u>RESOURCES</u></b>	20,252,671	21,381,059	1,128,388
FEDERAL	10,378,165	10,887,068	508,903
STATE	874,456	748,123	-126,333
LOCAL REVENUE	6,207,092	6,662,625	455,533
IN-KIND SERVICES	50,681	50,681	0
RESERVES-UNDESIGNATED	0	0	0
RESERVES-DESIGNATED	2,620,295	2,886,064	265,769
TRANSFERS	121,982	146,498	24,516
<b><u>REQUIREMENTS</u></b>	20,252,671	21,381,059	1,128,388
PERSONAL SERVICES	10,169,462	10,209,597	40,135
INDIRECT CHARGES	3,216,066	3,163,501	-52,565
MATERIALS & SERVICES	2,237,933	2,903,597	665,664
SERVICES BY OTHER ORGANIZATIONS	2,072,708	2,017,850	-54,858
CAPITAL OUTLAY	25,837	105,597	79,760
RESERVES-UNDESIGNATED	0	0	0
RESERVES-DESIGNATED	2,530,665	2,938,240	407,575
TRANSFERS	0	42,677	42,677

**LANE COUNCIL OF GOVERNMENTS  
REVISED 2007-2008 BUDGET**

**BY FUND TYPE**

	<b>ADOPTED 2007-08</b>	<b>REVISED 2007-08</b>	<b>DIFFERENCE</b>
<b><u>GOVERNMENTAL AND PROPRIETARY FUND</u></b>			
<b><u>RESOURCES</u></b>	3,408,368	12,181,935	8,773,567
FEDERAL	0	0	0
STATE	0	0	0
LOCAL REVENUE	1,660,061	8,249,690	6,589,629
RESERVES-DESIGNATED	1,726,775	2,004,269	277,494
TRANSFERS	21,532	1,927,976	1,906,444
<b><u>REQUIREMENTS</u></b>	3,408,368	12,181,935	8,773,567
PERSONAL SERVICES	268,863	267,959	-904
INDIRECT CHARGES	143,337	142,855	-482
MATERIALS & SERVICES	421,255	700,448	279,193
SERVICES BY OTHER ORG.	800,000	400,000	-400,000
CAPITAL OUTLAY	0	6,501,529	6,501,529
RESERVES-DESIGNATED	1,210,310	2,327,335	1,117,025
DEBT SERVICE	525,592	1,743,814	1,218,222
TRANSFERS	39,011	97,995	58,984

**LANE COUNCIL OF GOVERNMENTS  
REVISED 2007-2008 BUDGET**

**BY SERVICE**

<b>I. BOARD OF DIRECTORS AND <u>EXECUTIVE MANAGEMENT</u></b>	<b>ADOPTED 2007-08</b>	<b>REVISED 2007-08</b>	<b>DIFFERENCE</b>
<b><u>RESOURCES</u></b>	2,812,753	4,002,436	1,189,683
FEDERAL	0	500	500
STATE	0	0	0
LOCAL REVENUE	416,284	1,770,312	1,354,028
MEMBER DUES	219,011	219,011	0
RESERVES-UNDESIGNATED	2,138,447	1,871,941	-266,506
RESERVES-DESIGNATED	0	0	0
TRANSFERS	39,011	140,672	101,661
<b><u>REQUIREMENTS</u></b>	2,812,753	4,002,436	1,189,683
	<b>RANGE</b>	<b>FTE</b>	<b>FTE</b>
PERSONAL SERVICES		0.77	0.77
EXECUTIVE DIRECTOR		0.77	0.77
INDIRECT CHARGES		78,950	120,541
MATERIALS & SERVICES		26,500	45,436
BOARD TRAVEL		5,000	5,000
CONTRACT SERVICES		2,000	2,500
LOAN COSTS		0	18,208
MEETING SUPPORT		3,500	3,500
MISCELLANEOUS		10,000	10,228
TRAVEL		6,000	6,000
CAPITAL OUTLAY		35,000	0
CAPITAL EXPENSE		35,000	0
RESERVES-UNDESIGNATED		2,313,746	1,346,598
RESERVES-DESIGNATED		0	0
DEBT SERVICE		90,403	290,747
DEBT PRINCIPAL		79,481	132,640
DEBT INTEREST		10,922	158,107
TRANSFERS		143,514	2,074,474
PLANNING SERVICES		31,684	37,060
TECHNOLOGY SERVICES		0	40,000
SENIOR AND DISABLED SERVICE		90,298	69,438
ENTERPRISE FUNDS		21,532	1,927,976

**LANE COUNCIL OF GOVERNMENTS  
REVISED 2007-2008 BUDGET**

**BY SERVICE**

		ADOPTED 2007-08			REVISED 2007-08	DIFFERENCE
<b>II. <u>PLANNING SERVICES</u></b>						
<b><u>RESOURCES</u></b>				3,944,877	4,199,605	254,728
FEDERAL				1,552,868	1,826,713	273,845
STATE				147,928	153,387	5,459
LOCAL REVENUE				2,138,661	2,080,970	-57,691
IN-KIND SERVICES				0	0	0
RESERVES-DESIGNATED				69,236	96,975	27,739
TRANSFERS				36,184	41,560	5,376
<b><u>REQUIREMENTS</u></b>				3,944,877	4,199,605	254,728
	<b>RANGE</b>	<b>FTE</b>		<b>FTE</b>		
PERSONAL SERVICES		26.16	2,162,513	22.18	1,999,424	-163,089
DIRECTOR--PS	37	0.32	40,809	0.21	28,333	-12,476
PROGRAM MANAGER	31	3.05	187,020	1.62	154,637	-32,383
PRINCIPAL	28	5.55	547,306	4.82	492,643	-54,663
SENIOR/MANAGER	25	9.23	871,865	8.43	797,557	-74,308
ASSOCIATE	21	3.90	307,846	4.10	320,932	13,086
ASSISTANT	17	4.02	202,430	2.96	150,854	-51,576
PROGRAM ANALYST	14	0.09	5,237	0.04	2,247	-2,990
PROGRAM TECHNICIAN	10	0.00	0	0.00	0	0
OTHER		0.00	0	0.00	52,221	52,221
INDIRECT CHARGES			1,130,842		1,021,885	-108,957
MATERIALS & SERVICES			593,921		994,967	401,046
ADVERTISING			2,700		9,914	7,214
AUDIT			0		0	0
COMPUTER SUPPLIES			0		0	0
CONFERENCE EXPENSE			26,766		1,424	-25,342
CONTRACT SERVICES			467,939		875,825	407,886
LEGAL			5,000		10,000	5,000
MEMBERSHIPS			2,000		2,150	150
MISCELLANEOUS			17,522		25,948	8,426
POSTAGE			1,100		515	-585
PRODUCTION			9,601		11,248	1,647
SOFTWARE SUPPORT			0		550	550
TRAVEL			61,293		57,393	-3,900
SERVICES BY OTHER ORGANIZATIONS			0		0	0
COMMUNITY SERVICE			0		0	0
LOAN PROGRAM EXPENSE			0		0	0
CAPITAL OUTLAY			0		0	0
RESERVES-DESIGNATED			57,601		153,652	96,051
DEBT SERVICE			0		0	0
DEBT INTEREST			0		0	0
DEBT PRINCIPAL			0		0	0
TRANSFERS			0		29,677	29,677
GENERAL FUND			0		29,677	29,677

**LANE COUNCIL OF GOVERNMENTS  
REVISED 2007-2008 BUDGET**

**BY SERVICE**

<b>III. TECHNOLOGY SERVICES</b>			<b>ADOPTED 2007-08</b>			<b>REVISED 2007-08</b>			<b>DIFFERENCE</b>
<b>RESOURCES</b>			5,078,229			5,775,171			696,942
FEDERAL			0			0			0
STATE			0			25,286			25,286
LOCAL REVENUE			3,149,732			3,617,722			467,990
IN-KIND SERVICES			0			0			0
RESERVES-UNDESIGNATED			0			0			0
RESERVES-DESIGNATED			1,928,497			2,092,163			163,666
TRANSFERS			0			40,000			40,000
<b>REQUIREMENTS</b>			5,078,229			5,775,171			696,942
		<b>FTE</b>			<b>FTE</b>				
PERSONAL SERVICES		14.50	1,195,985	15.65	1,351,760			155,775	
DIRECTOR	37	0.55	72,565	0.74	99,277			26,712	
PROGRAM MANAGER	31	2.13	240,710	1.87	234,097			-6,613	
SENIOR MANAGER	28	2.18	207,922	2.27	237,408			29,486	
SENIOR SPECIALIST	25	0.87	75,633	0.79	75,412			-221	
ASSOCIATE	21	0.62	46,804	0.77	63,340			16,536	
SPECIALIST	18	1.00	81,054	0.36	28,492			-52,562	
ASSISTANT	17	2.14	122,579	1.80	118,260			-4,319	
PROGRAM TECHNICIAN	14	2.84	199,875	4.60	312,031			112,156	
PROGRAM TECHNICIAN	10	1.00	65,047	0.00	0			-65,047	
ADMINISTRATIVE ASST	8	0.50	37,229	0.50	37,229			0	
OTHER		1	46,567	1.95	146,214			99,647	
INDIRECT CHARGES			404,747			453,007			48,260
MATERIALS & SERVICES			229,816			468,378			238,562
COMPUTER SUPPLIES			34,000			224,693			190,693
CONTRACT SERVICES			95,089			130,530			35,441
EQUIPMENT MAINTENANCE			36,300			54,300			18,000
LEGAL			8,500			8,500			0
MEMBERSHIPS			0			0			0
MISCELLANEOUS			1,306			3,113			1,807
PRODUCTION			0			47			47
RENT			9,560			9,560			0
RIS USE			10,020			10,020			0
SOFTWARE SUPPORT			22,000			11,120			-10,880
TAPE SALES EXPENSE			200			200			0
TELEPHONE			3,150			3,150			0
TRAVEL			9,691			13,145			3,454
SERVICES BY OTHER ORGANIZATIONS			1,241,088			1,277,463			36,375
TELEPHONE OPERATIONS			1,241,088			1,277,463			36,375
CAPITAL OUTLAY			25,837			33,837			8,000
RESERVES-DESIGNATED			1,980,756			2,190,726			209,970
TRANSFERS			0			0			0
GENERAL FUND			0			0			0

**LANE COUNCIL OF GOVERNMENTS  
REVISED 2007-2008 BUDGET**

**BY SERVICE**

			<b>ADOPTED 2007-08</b>		<b>REVISED 2007-08</b>	<b>DIFFERENCE</b>
<b>IV. SENIOR &amp; DISABLED SERVICES</b>						
<b>RESOURCES</b>			11,234,065		11,410,055	175,990
			8,825,297		9,059,855	234,558
			726,528		569,450	-157,078
			918,699		963,705	45,006
			50,681		50,681	0
			622,562		696,926	74,364
			90,298		69,438	-20,860
<b>REQUIREMENTS</b>			11,234,065		11,410,055	175,990
	<b>RANGE</b>	<b>FTE</b>		<b>FTE</b>		
PERSONAL SERVICES		100.83	6,810,964	114.66	6,858,413	47,449
DIRECTOR-S&DS	37	1.00	109,536	1.00	109,536	0
PROGRAM MANAGER	31	1.00	94,572	1.00	94,572	0
MANAGER	25	1.00	93,036	1.03	96,967	3,931
PROGRAM SUPERVISOR	21	7.80	630,735	8.98	636,657	5,922
SDS SPECIALIST	19	1.00	82,344	1.00	85,344	3,000
PREADMISSION SCREENER	18	2.00	149,640	2.00	149,640	0
CASEMANAGER	13-16	41.00	2,684,382	45.97	2,788,876	104,494
HUMAN SERVICES SPECIALIST	8-10	29.20	1,745,103	34.38	1,763,832	18,729
ADMINISTRATIVE ASST III	5-6	11.00	573,096	13.13	602,259	29,163
ADMINISTRATIVE ASST II	3	0.00	0	0.00	0	0
SENIOR MEALS SITE COORD	.15	5.23	217,630	5.32	215,578	-2,052
KITCHEN ASSISTANT		0.60	15,520	0.85	20,369	4,849
OTHER			415,370		294,783	-120,587
INDIRECT CHARGES			1,680,477		1,688,609	8,132
MATERIALS & SERVICES			1,414,196		1,439,524	25,328
BUILDING AND GROUNDS			10,200		10,200	0
COMPUTER SUPPLIES			26,600		25,000	-1,600
CONTRACT SERVICES			11,000		10,500	-500
EQUIPMENT MAINTENANCE			8,000		8,000	0
FROZEN MEALS			100,063		98,667	-1,396
FUNDRAISING EXPENSE			44,002		47,199	3,197
FURNITURE			10,000		20,000	10,000
INSURANCE			1,000		1,000	0
LEGAL			2,000		3,000	1,000
MEALS			702,717		705,410	2,693
MEMBERSHIPS			25,000		28,266	3,266
MISCELLANEOUS			22,933		17,433	-5,500
NUTRITION ADMINISTRATION			2,400		2,400	0
NUTRITION SUPPLIES			58,813		58,813	0

**LANE COUNCIL OF GOVERNMENTS  
REVISED 2007-2008 BUDGET**

**BY SERVICE**

	<b>ADOPTED 2007-08</b>	<b>REVISED 2007-08</b>	<b>DIFFERENCE</b>
<b>IV. SENIOR &amp; DISABLED SERVICES (continued)</b>			
MATERIALS & SERVICES (continued)			
OFFICE SUPPLIES	2,000	4,000	2,000
POSTAGE	8,000	8,000	0
PRODUCTION	27,000	29,500	2,500
PROFESSIONAL TRAINING	5,000	15,000	10,000
RENT	29,112	29,112	0
RENT-OTHER	115,944	117,084	1,140
RIS-NETWORK	2,000	2,000	0
SPACE COSTS	3,000	15,401	12,401
TELEPHONE	10,000	10,000	0
TRAINING	2,100	2,100	0
TRAVEL	113,449	115,776	2,327
TRAVEL-VOLUNTEER	16,563	16,563	0
UNEMPLOYMENT	35,000	25,000	-10,000
UTILITIES	5,300	7,100	1,800
VEHICLE MAINTENANCE	15,000	7,000	-8,000
SERVICES BY OTHER ORGANIZATIONS	831,620	740,387	-91,233
SENIOR SERVICES	780,939	689,706	-91,233
COMMUNITY SERVICE	50,681	50,681	0
CAPITAL OUTLAY	0	71,760	71,760
RESERVES-DESIGNATED	492,308	593,862	101,554
TRANSFERS	4,500	17,500	13,000
LCOG BOARD	0	13,000	13,000
PLANNING SERVICES	4,500	4,500	0

**LANE COUNCIL OF GOVERNMENTS  
REVISED 2007-2008 BUDGET**

**BY SERVICE**

<b>V. ENTERPRISE FUNDS</b>		<b>ADOPTED 2007-08</b>	<b>REVISED 2007-08</b>	<b>DIFFERENCE</b>
<b><u>RESOURCES</u></b>		3,408,368	12,181,935	8,773,567
FEDERAL		0	0	0
STATE		0	0	0
LOCAL REVENUE		1,660,061	8,249,690	6,589,629
RESERVES-DESIGNATED		1,726,775	2,004,269	277,494
TRANSFERS		21,532	1,927,976	1,906,444
<b><u>REQUIREMENTS</u></b>		3,408,368	12,181,935	8,773,567
	<b>RANGE      FTE</b>		<b>FTE</b>	
PERSONAL SERVICES		2.60	268,863	2.66
ASSOCIATE DIRECTOR	39	0.10	15,358	0.05
PROGRAM MANAGER	31	0.75	86,600	0.76
PRINCIPAL	28	1.00	114,216	1.00
ASSOCIATE	21	0.75	52,689	0.85
OTHER			0	
INDIRECT CHARGES		143,337	142,855	-482
MATERIALS & SERVICES		421,255	700,448	279,193
BUILDING & GROUNDS		2,900	3,114	214
BUILDING MAINTENANCE		73,064	92,455	19,391
CONTRACT SERVICES		85,000	158,579	73,579
INSURANCE		19,100	21,955	2,855
JANITORIAL		66,528	77,680	11,152
LEGAL		5,000	5,000	0
LOAN COST		0	61,253	61,253
MEMBERSHIPS		1,914	4,614	2,700
MISCELLANEOUS		15,645	12,212	-3,433
PROPERTY MANAGEMENT		18,000	31,290	13,290
PROPERTY TAXES		13,500	56,961	43,461
REPAIRS		7,500	7,339	-161
TENANT PARKING		25,356	30,684	5,328
TRAVEL		10,000	10,000	0
UTILITIES		77,748	127,312	49,564
SERVICES BY OTHER ORGANIZATIONS		800,000	400,000	-400,000
CAPITAL OUTLAY		0	6,501,529	6,501,529
CAPITAL EXPENSE		0	6,501,529	6,501,529
RESERVES-UNDESIGNATED		0	0	0
RESERVES-DESIGNATED		1,210,310	2,327,335	1,117,025
DEBT SERVICE		525,592	1,743,814	1,218,222
DEBT PRINCIPAL		251,893	1,386,156	1,134,263
DEBT INTEREST		273,699	357,658	83,959
TRANSFERS		39,011	97,995	58,984
LCOG BOARD		39,011	97,995	58,984

**LANE COUNCIL OF GOVERNMENTS  
REVISED 2007-2008 BUDGET**

**BY SERVICE**

		<b>ADOPTED 2007-08</b>	<b>REVISED 2007-08</b>	<b>DIFFERENCE</b>
<b>VI. ADMINISTRATIVE SERVICES</b>				
<b>RESOURCES</b>		3,438,352	3,426,899	-11,453
INDIRECT CHARGES		3,438,352	3,426,899	-11,453
<b>REQUIREMENTS</b>		3,438,352	3,426,899	-11,453
	<b>RANGE</b>	<b>FTE</b>	<b>FTE</b>	
PERSONAL SERVICES		20.97	21.19	1,956,370
EXECUTIVE DIRECTOR		0.25	0.25	40,468
ASSOCIATE DIRECTOR	39	0.90	0.95	140,740
DIRECTOR-PS/TS	37	0.15	0.04	5,936
PROGRAM MANAGER	31	2.78	2.89	359,459
SENIOR MANAGER	28	3.22	3.48	350,221
MANAGER	25	3.57	4.17	378,675
ASSOCIATE	21	6.00	5.34	435,432
ASSISTANT	17	0.10	0.07	3,867
PROGRAM ANALYST	14	2.00	2.00	126,168
PROGRAM TECHNICIAN	10	0.00	0.00	0
ADMINISTRATIVE ASST	8	2.00	2.00	115,404
MATERIALS & SERVICES		1,501,923	1,470,529	-31,394
ADVERTISING		3,000	3,000	0
AUDIT		29,400	31,400	2,000
BUILDING & GROUNDS		3,000	3,500	500
COMPUTER SUPPLIES		145,027	100,000	-45,027
CONTRACT SERVICES		20,000	20,000	0
COPYING		12,500	32,000	19,500
DEPRECIATION-WF		65,440	65,440	0
DEPRECIATION-LAN		5,022	7,325	2,303
EQUIPMENT MAINTENANCE		2,500	2,500	0
FURNITURE		3,500	3,500	0
GIS CPA		66,449	66,449	0
GIS MAINTENANCE		19,500	19,500	0
INDIRECT CARRYFORWARD		150,000	150,000	0
INSURANCE		34,000	32,543	-1,457
LEGAL		2,000	2,000	0
MEMBERSHIPS		24,000	24,000	0
MISCELLANEOUS		1,000	1,000	0
OCCUPANCY COSTS/SCHAEFERS		215,000	195,000	-20,000
OFFICE SUPPLIES		30,000	37,500	7,500
PAPER		10,000	12,000	2,000
PLOTTER SUPPLIES		5,000	5,000	0
POSTAGE		50,000	50,000	0
PRINTING		8,000	8,000	0
PROFESSIONAL TRAINING		12,000	12,000	0
REGIONAL TECH SERVICES		9,269	9,269	0
RENT		294,583	295,870	1,287
RIS USE		168,733	168,733	0
TELEPHONE		100,000	100,000	0
TRAVEL		13,000	13,000	0
UNEMPLOYMENT		0	0	0

**LANE COUNCIL OF GOVERNMENTS  
REVISED 2007-2008 BUDGET**

	<b>ADOPTED 2007-08</b>	<b>REVISED 2007-08</b>	<b>DIFFERENCE</b>
<b><u>FIDUCIARY FUNDS</u></b>			
<b><u>RESOURCES</u></b>	2,242,319	2,242,319	0
BEGINNING FUND BALANCE	408,000	408,000	0
INTEREST	20,000	20,000	0
STATE	15,000	15,000	0
LOCAL JURISDICTIONS	1,799,319	1,799,319	0
<b><u>REQUIREMENTS</u></b>	2,242,319	2,242,319	0
FIBER SOUTH EXPENSE	35,000	35,000	0
PSAP EXPENSE	1,725,000	1,725,000	0
UNAPPROPRIATED FUND BALANCE	482,319	482,319	0